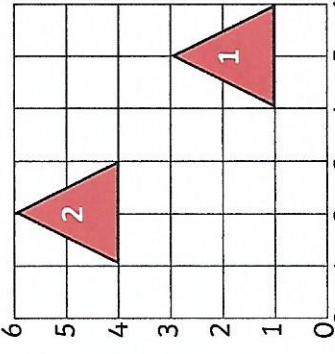
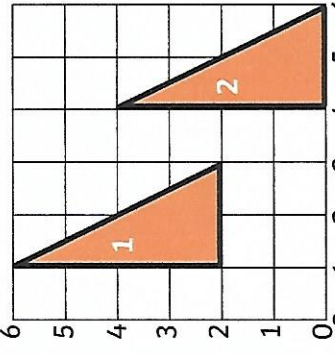
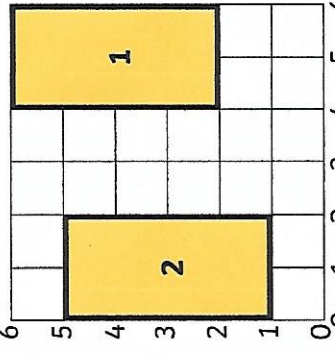
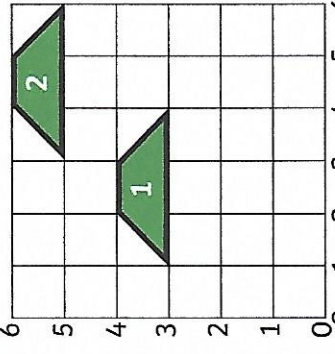
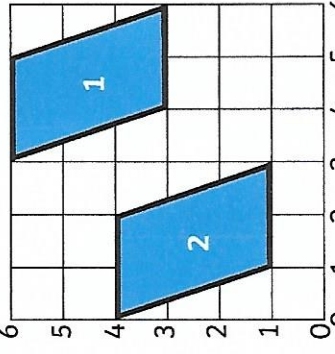
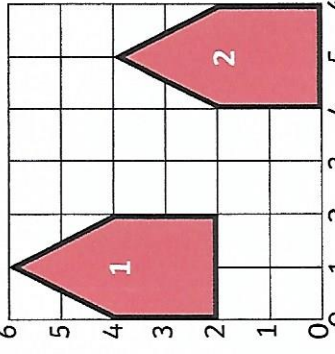
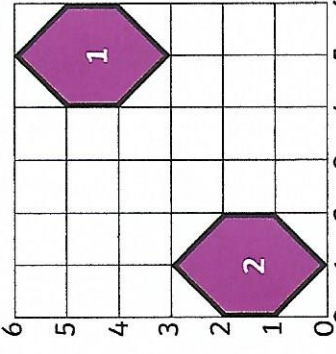
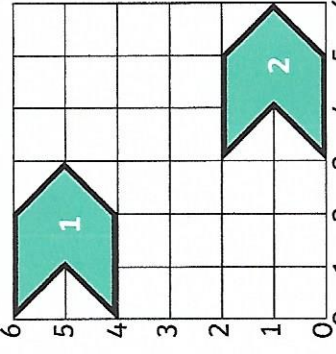
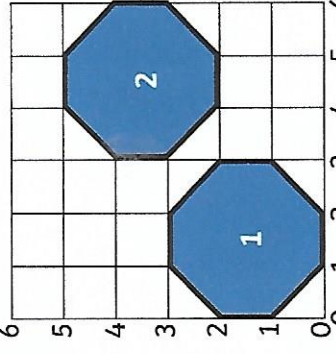


Drawing Translated Shapes Answers

Draw the 2D shapes in their new positions after a translation along both axes.

 <p>This equilateral triangle is translated left 3, up 3. Draw the triangle in its new position.</p>	 <p>This right-angled triangle is translated right 3, down 2. Draw the triangle in its new position.</p>	 <p>This rectangle is translated left 4, down 1. Draw the rectangle in its new position.</p>
 <p>This trapezium is translated right 2, up 2. Draw the trapezium in its new position.</p>	 <p>This parallelogram is translated left 3, down 2. Draw the parallelogram in its new position.</p>	 <p>This pentagon is translated right 4, down 2. Draw the pentagon in its new position.</p>
 <p>This hexagon is translated left 4, down 3. Draw the hexagon in its new position.</p>	 <p>This hexagon is translated right 3, down 4. Draw the hexagon in its new position.</p>	 <p>This octagon is translated right 3, up 2. Draw the octagon in its new position.</p>