




The Doodle Spring Challenge

1st – 30th of April 2025

Earn a pin badge and certificate!

Between the **1st - 30th of April**, Doodle are running two exciting woodland-themed Spring Challenges — the DoodleMaths Challenge and the DoodleEnglish Challenge!



Both Challenges are designed to encourage a few minutes of daily Doodling, keeping your child engaged in their learning and boosting their skills. Plus, they can **earn exclusive rewards** by taking part!

How to take part

1 Create and/or link your account

If you haven't already, create and/or link a parent account to your child's school account. To find out how to do this, see the reverse of this flyer or visit help.doodlelearning.com and search '[how to link account](#)'.

2 Register for the Challenge

From the **1st of April**, visit parents.doodlelearning.com and press **Register** next to your child's name for one or both Challenges.*
The last day to register for and begin the Challenge is the 24th of April.

3 Doodle 'little and often'

Once you've registered, encourage your child to **earn 450 stars** (or 350 if they were born after August 2017) **and use DoodleMaths and/or DoodleEnglish for 7 days*** between the **1st - 30th of April**.

*These 7 days don't need to be in a row. A day of use is defined as completing at least one exercise between 00:01 and 23:59.

4 Receive a pin badge and certificate!

Once they've reached their target, we'll send a pin badge to their school. This will arrive after the Challenge comes to an end. You can also claim a certificate for them by visiting parents.doodlelearning.com and pressing **Download certificate** before the 23rd of May.



Tag us and use the hashtag **#DoodleSpringChallenge**

For more information, please visit doodlelearning.com/challenge.

Any questions? Please visit help.doodlelearning.com and press on the green circle icon to chat to our team.



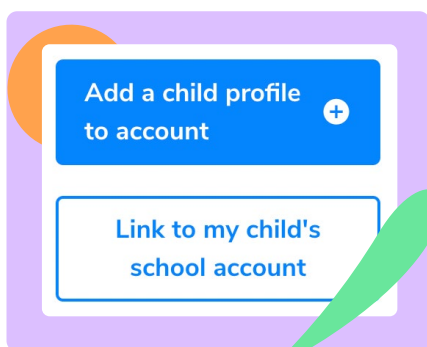
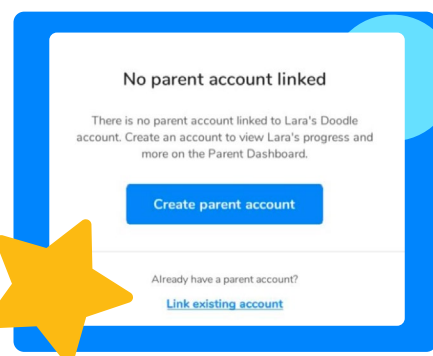
How to create and/or link a parent account to your child's school account

Creating a parent account is really important (and really easy!). By doing this, you'll be able to enter the Spring Challenge and claim your child's personalised certificate by visiting parents.doodlelearning.com, our online parent hub.



How to create and/or link a parent account via the Doodle apps

- 1 Log in to any of the Doodle apps using the username and password provided by your child's school. **If you're not sure what these are, please contact your child's school rather than creating a new account for them.**
- 2 From the Learning Zone, click on the arrow icon in the top left-hand corner of the screen
- 3 Select **Settings** and press **Parent details**
- 4 If you're new to Doodle, choose **Create parent account**. If you already have a Doodle account, click on **Link existing account**.
- 5 Enter your details to link your email address to your child's account



How to create and/or link a parent account via the Parent Dashboard

- 1 Visit parents.doodlelearning.com
- 2 If you're new to Doodle, click on **Create account** and follow the instructions. After you've done this, log in to parents.doodlelearning.com. If you already have a parent account, log in to parents.doodlelearning.com.
- 3 Once you've logged in, hover over **My account** and select **Child details**
- 4 Click on **Link to my child's school account** and enter the username and password provided by your child's school. **If you're not sure what these are, please contact your child's school rather than creating a new account for them.**



Good luck, and happy Doodling!

*The Challenge available will depend on your school's Doodle subscription. If you'd like to join both Challenges but your school does not subscribe to Doodle-Maths or DoodleEnglish, a home subscription can be taken out in the subject you're not subscribed to. To receive 2 FREE weeks of a home subscription, please visit doodlelearning.com/challenge-offer.