



Pupil Premium Grant Expenditure: Report to parents: 2012 - 2013

Overview of the school

Total number of pupils on roll	236
Total number of pupils eligible for PPG	30
Amount of PPG received per pupil	£600
Total amount of PPG received	£18000

Nature of support 2012/2013

At Ladbroke JMI School, we have used our Pupil Premium to impact on the standards of pupils throughout the school in all year groups. We have focused on providing extra intervention, including, for example, one-to-one tutoring for pupils who are not making at least expected progress from their starting point.

We have provided additional training for all teachers and teaching assistant to ensure high quality phonics teaching across the school and have purchased new resources to enable innovative and motivational activities to promote children's reading.







In addition to this, we are also supporting families to ensure that all children have equal access to activities within the enriched school curriculum and outside of school hours.

<u>Pupil Premium 2012/2013</u>	
Pupil Premium Received:	
Budget Allocation	£18,000
Additional Allocation	0
Total Allocation	£18,000
Expenditure:	
Phonics Training for all staff	£2,750
Catch Up Numeracy	£600
Hi 5 Training	£60
RWI Intervention	£2,118
Hi 5 Intervention Work + Catch Up	£3,034
Numeracy Intervention Work	£6,765
Kindles	£456
Support for after school/lunch club provision	£400
Support for curriculum extended opportunities	£1000
Amount unallocated to date:	£1270







The impact of these interventions is monitored regularly and will be reported on at the end of the academic year.

Impact of Intervention and Pupil Premium

KS1

Level 2+	2012		2013
Reading	96%		96%
Writing	96%		96%
Maths	100%		96%
Level 3+	2012		2013
Reading	39%		40%
Writing	25%		30%
Maths	32%		37%

KS2

Level 4+	2012		2013
Reading	93%		93%
Writing	90%		89%
Maths	77%		97%
Level 5+	2011		2012
Reading	57%		45%
Writing	33%		20%
Maths	37%		48%

Closing the Gap – KS1

	Reading	Writing	Maths
Non PPG	17.6	16.5	17.5
PPG	13.5	14.0	15.0
Gap	-4.1	-2.5	-2.5

Results at KS1 remain consistent and are generally significantly above the national results. We are concerned about the attainment and progress of our current year two, so extra support has been placed in the class using pupil premium money to target underachievement.

There were only 5 children in the PPG group. Four of the children were working in line or above their peers. One child with significant learning difficulties impacted on the group not achieving in line with their peers

Closing the Gap – KS2

	Reading	Writing	Maths
Non PPG	30.4	26.3	30.3
PPG	33.0	29.0	31.0
Gap	+2.6	+2.7	+0.7

In KS2 at L4, results in reading and writing have remained consistent but the main focus of maths for the PPG last year has shown an increase of 20%. All the children on FSM and therefore part of the PPG group achieved level 4 or greater in maths last year. At L5 our results showed a similar pattern for an increase in maths but disappointing for reading and writing.

Compared with the rest of the cohort, children within the PPG group were in line with or better than their peers.