



Piet Mondrian






Primary Colours



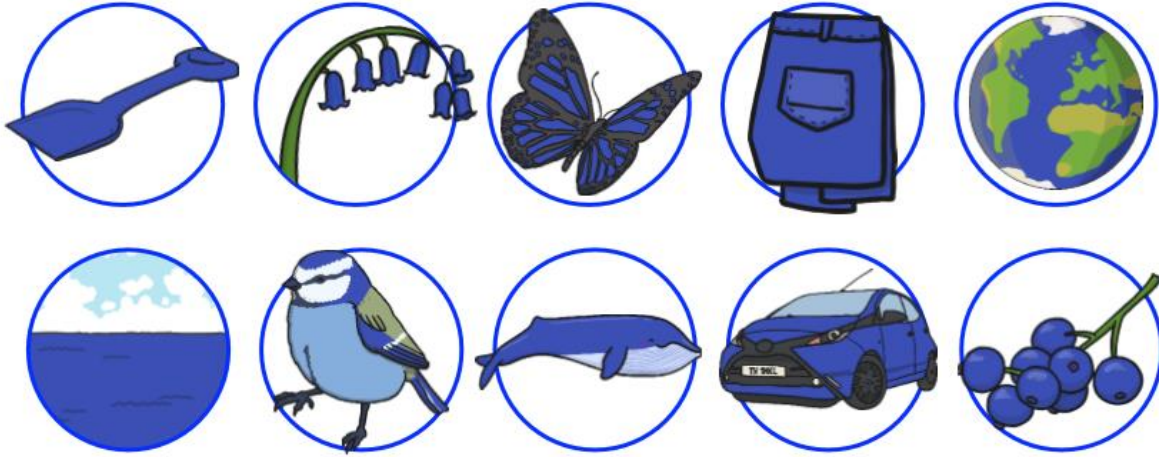
Red



Yellow



Blue



Red, **yellow** and **blue** are the
primary colours.

Primary colours can't be made by mixing any other colour.



Piet Mondrian

Piet Mondrian was an artist who liked to use primary colours.



Composition No. III
by Piet Mondrian

Photo courtesy of Kent Wang (@KentWang.com) - granted under creative commons license - attribution

All About Piet Mondrian (1872 - 1944) Dutch

Piet Mondrian was born in the Netherlands in 1872. His father and uncle were both artists so he was introduced to art at a very young age.

Mondrian's first job was as a teacher but he enjoyed painting at the same time. His first paintings were called 'landscapes', which means that he painted things he could see in the countryside around where he lived.



All About Piet Mondrian

(1872 - 1944)
Dutch


Over time Mondrian became interested in abstract art. Abstract art doesn't show pictures of things but uses colours, lines and shapes to express how the artist is feeling.

Mondrian liked to paint using the primary colours with black lines and white spaces. He painted many pictures in this style.




Self Portrait (c1900)
by Piet Mondrian

Photo courtesy of Kent Wang @flickr.com - granted under creative commons license - attribution



Broadway Boogie Woogie
1942

Photo courtesy of Kent Wang @flickr.com - granted under creative commons license - attribution



Trafalgar Square (1939 – 1943)
by Piet Mondrian

Photo courtesy of Kenji Hara @White.com - granted under creative commons license - attribution

Looking at Abstract Art: Trafalgar Square (1939 – 1943)



What do you see when you look at this painting?

How has this painting been made?

What kind of colours does Mondrian use?

How would you describe these colours?

What shapes can you see?

What kind of lines can you see?

How do you think Mondrian was feeling when
he painted this?

How does the painting make you feel?

Do you like it? Why?

Make a Mondrian inspired picture



You will need...

Some white paper

A black marker pen or black paint

Red, yellow and blue pens, pencils or paints

1. Draw some straight black lines in columns down your page. They don't have to be spaced equally.
2. Now draw some straight black lines going horizontally across your page. Again some can be far apart and some near together.
3. Choose 3 or 4 of the rectangles to colour/paint in red, 3 or 4 to paint blue and 3 or 4 to paint yellow. Make sure that you leave plenty of rectangles white.
4. You could try a similar picture using the secondary colours of green, orange and purple.

Make a Mondrian inspired picture



If you have a drawing package on your computer or tablet you can make lovely Mondrian inspired pictures

1. Draw some straight black lines in columns down your screen. They don't have to be spaced equally.
2. Now draw some straight black lines going horizontally across your screen. Again some can be far apart and some near together.
3. Choose 3 or 4 of the rectangles to flood fill paint in red, 3 or 4 to paint blue and 3 or 4 to paint yellow. Make sure that you leave plenty of rectangles white.
4. If the paint fills more than the box that you meant to fill you can get rid of the colour with the back button.
5. When you are happy with your picture you could print it out.